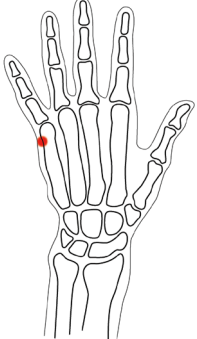
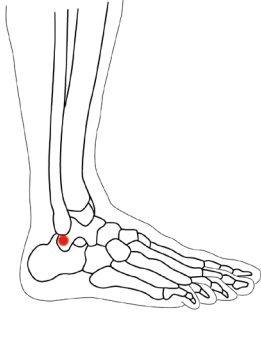

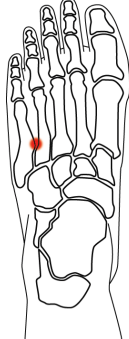
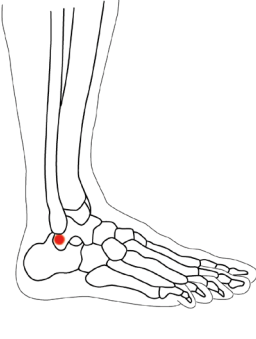
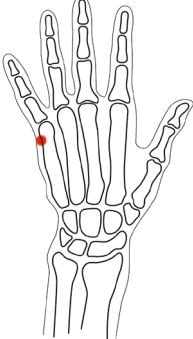
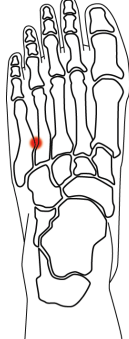

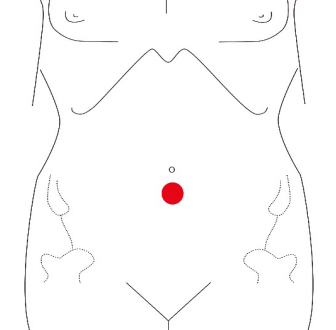
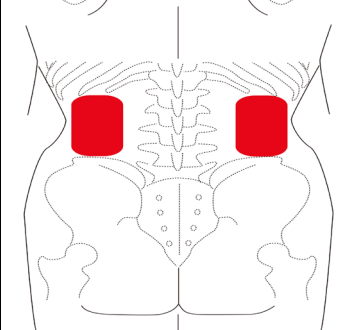
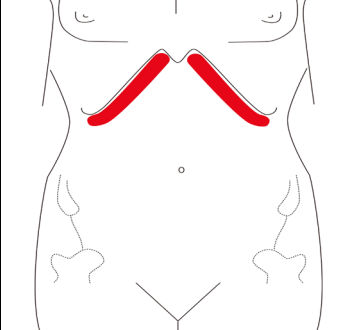
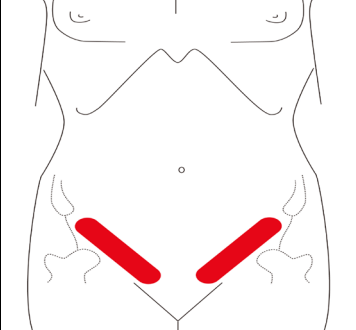

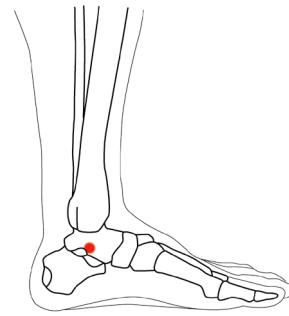

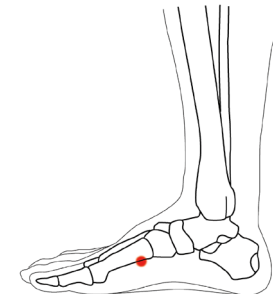
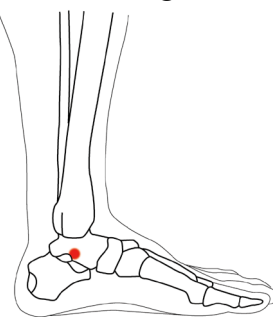

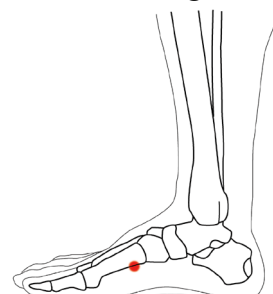

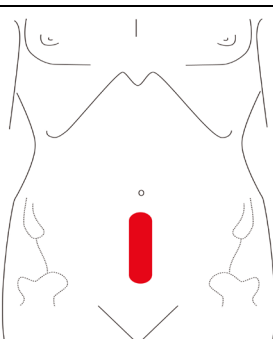
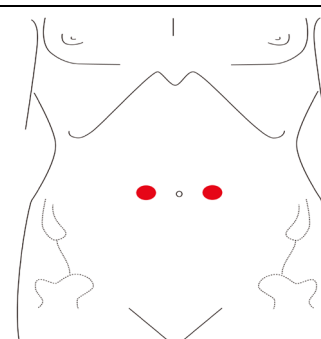
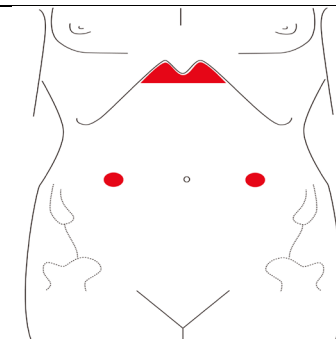
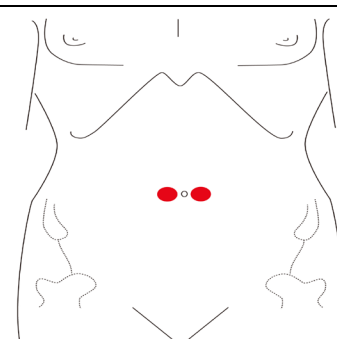
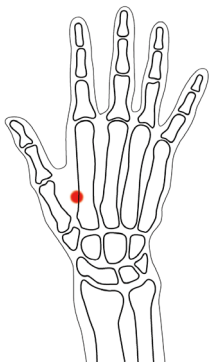
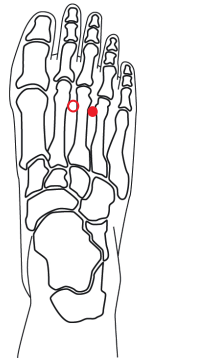
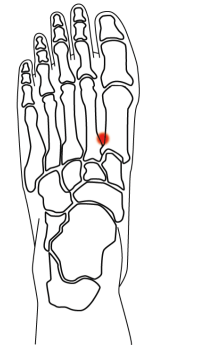

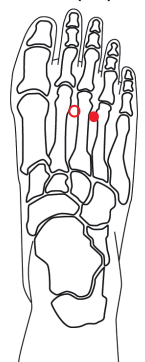
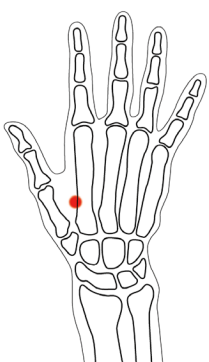

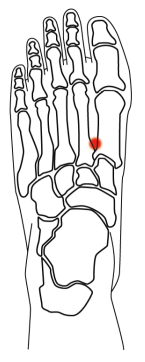
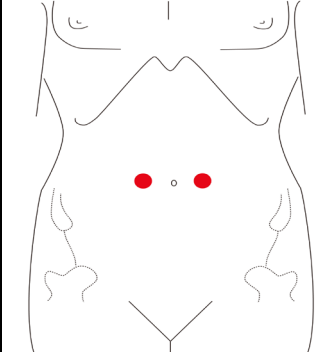
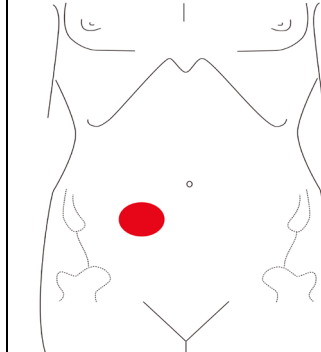
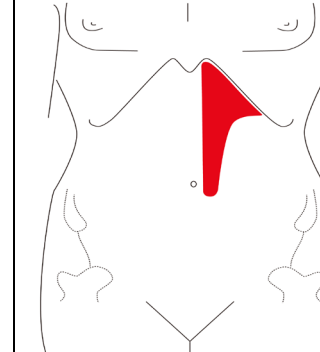
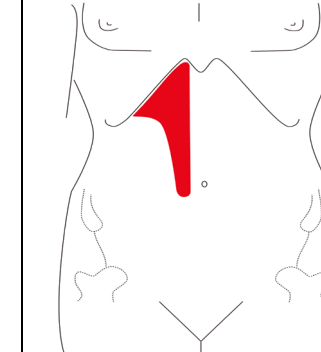

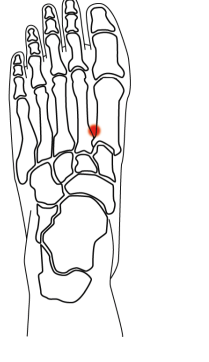
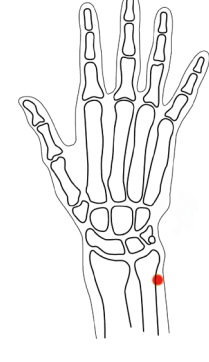
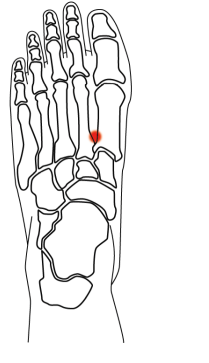

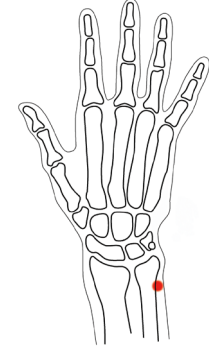
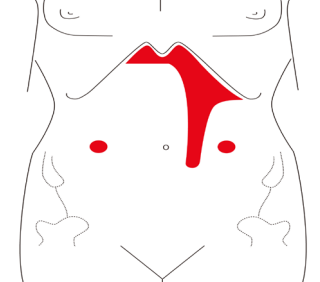
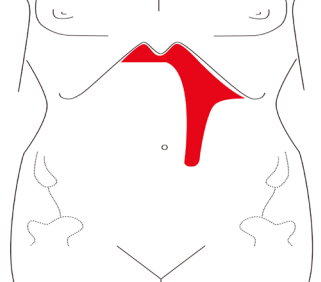
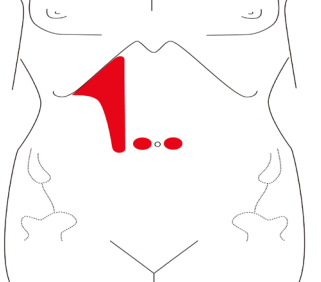


Du mai	Yang Qiao Mai	Yang Wei Mai	Dai Mai
<p>SI3-BL62</p>	<p>BL62-SI3</p>	<p>TW5-GB41</p>	<p>GB41-TW5</p>
<ul style="list-style-type: none"> ● Area for abdominal diagnosis tightness and pressure pain along the centerline of the lower abdomen, around CV6, CV7 ● Pattern Being the utmost yang meridian, it treats CNS disorders, deep patterns or when the body wide symptom is strong. (If patient does not show any CNS symptoms and there is a reaction, think of a different pattern.) For diseases of the eyes, nose, throat, epilepsy, nerve pain, fever, speech disorder d/t stroke, tooth pain, both low and high blood pressure, arthritis, for the swelling/pain/paralysis/stiffness of the hands and feet, etc. 	<ul style="list-style-type: none"> ● Area for abdominal diagnosis In the area where a horizontal line is drawn across from T12, above the iliac crest and hugged by a line drawn vertically from BL23 ● Pattern Strength of yang only being second to Du mai, treats CNS diseases, disease that is shallower compared to Du mai level, and localized patterns. For diseases of the eyes, ears, nose, epilepsy, speech disorder and hemiplegia d/t stroke, for pain/paralysis/contracture/convulsions/chills of the hands and feet, common cold 	<ul style="list-style-type: none"> ● Area for abdominal diagnosis Reaction appears along both side of the Subcostal region. Diagnose while comparing with Dai Mai. ● Pattern Unlike Du mai and Yang Qiao Mai, there are no CNS components and treats patterns in shallow areas. For headaches, diseases of the ear, eyes, tooth pain, dizziness, tightness of the chest, diseases of the liver, pancreas, cholecystitis, trigeminal nerve pain, for swelling/pain/paralysis/stiffness of the neck/chest/shoulders/lower legs (thighs, knees, outer lower legs), lower back pain (when bending forward, twisting, and laterally bending), profuse sweating, night sweats 	<ul style="list-style-type: none"> ● Area for abdominal diagnosis Slightly above the inguinal ligament on both sides of the lower abdomen ● Pattern Yin nature and deeper than Yang Wei Mai For diseases of the ear, woman's health (dysmenorrhea, amenorrhea, discharge, lumbar px d/t post-partum), hip periartitis, lower abdomen px, back px d/t cold, swelling/px/paralysis of the upper/lower extremities, px on the outer side of the lower legs, muscle px
<p>L SI3 ⊕</p> 	<p>R BL62 ⊕</p> 	<p>R TW5 ⊕</p> 	<p>R GB41 ⊕</p> 
<p>R BL62 ⊖</p> 	<p>L SI3 ⊖</p> 	<p>L GB41 ⊖</p> 	<p>R TW5 ⊖</p> 
			

Ren Mai	Yin Qiao Mai	Yin Wei Mai	Chong Mai
LU7—KD6	KD6—LU7	PC6—SP4	SP4—PC6
<ul style="list-style-type: none"> ● Area for abdominal diagnosis The centerline along the lower abdomen, easy to find by examining the vicinity of CV4, CV5 ● Pattern Treats for patterns of the lower abdomen and includes many patterns of its main channel, Lung meridian For example, respiratory and skin disease. <p>For tooth pain, neurological symptoms, diseases of the nose, dermatitis (persistent atopic dermatitis, urticaria), cough, px of the lower abdomen, bloating, diarrhea, constipation, gynecological (dysmenorrhea, excessive bleeding, uterine fibroids, discharge), urological diseases (cystitis, prostate disease, urinary retention, hematuria), hemorrhoids, prolapse</p>	<ul style="list-style-type: none"> ● Area for abdominal diagnosis ST25 on both sides ● Pattern Mainly patterns of the lower burner. Because the reaction area can be found on the ST channel, it can treat for many patterns of the ST including those of the KD channel. Can be used widely for lumbosacral diseases. <p>For throat px, stomach diseases (stomach, duodenum ulcers, gastritis, prolapse), pancreatic diseases, intestinal (constipation, colitis, hemorrhoids, prolapse, appendicitis), urological (nephritis, pyelonephritis, cystitis, urinary retention, enuresis, hematuria), gynecological (uterine bleeding, menstrual px, discharge, ovaritis, uterine fibroids), lumbosacral px, knee px, lower back px when bending backwards</p>	<ul style="list-style-type: none"> ● Area for abdominal diagnosis Appears in both SP15, and in the epigastric fossa ● Pattern In Nan Jing difficult question 29, it says that Yin Wei Mai's pattern is "suffers from heartache", meaning that it treats for various heartaches and px in the epigastric fossa. It also treats patterns for the pericardium. Yin Wei heartache is closely related to anxiety. <p>For discomfort in the throat, breathlessness, anxiety, chest px, angina, pressure in the chest/heart area, px in epigastric area, gastric spasm, cholecystitis, gallstone colic, loss of appetite</p>	<ul style="list-style-type: none"> ● Area for abdominal diagnosis KD16 on both sides ● Pattern The Nan Jing states that "with reversal ki, the interior becomes acute", it is pointing to patterns with counterflow/reversal Ki. Also, the "interior" implies the intestines and "acute" indicates spasm. <p>For autonomic disorders, mental illnesses, heart disease (angina, pressure, myocardial infarction), endocrine disorders, digestive diseases (diarrhea, constipation, prolapse, hemorrhoids), urological diseases, gynecological diseases (upset after postpartum, dysmenorrhea, menopause), knee px (px when climbing stairs), sensitivity to cold</p>
R LU7⊕	L KD6⊕	L PC6⊕	R or L SP4⊕
			
L KD6⊖	R LU7⊖	R or L SP4⊖	L PC4⊖
			
			

Hand Yang Ming Mai	Foot Yang Ming Mai	Foot Jue Yin Mai	Hand Jue Yin Mai
L14—ST43	ST43—L14	LV3—HT5	HT5—LV3
<ul style="list-style-type: none"> ● Area for abdominal diagnosis In both ST25 but reaction is shallower compared to Yin Qiao Mai ● Pattern Mostly LI channel patterns. However, this pattern is originally included in Yang Ming Mai, ----- it is more effective if tying the Foot and Hand Yang Ming Mai's together. <p>Treats tooth px (lower), inflammation of the gums (upper), facial px, throat px, nasal diseases, mastitis (upper)</p>	<ul style="list-style-type: none"> ● Area for abdominal diagnosis Right lower abdomen, reaction in area around McBurney point ● Pattern Mostly patterns that lie under the ST channel, Especially effective in patterns of hand/foot Yang Ming mai. <p>Treats tooth px (upper), inflammation of the gums (lower), facial paralysis, mastitis (lower), abdominal px, constipation, px and paralysis of the anterior thigh and lower leg, knee px</p>	<ul style="list-style-type: none"> ● Area for abdominal diagnosis Area drawn from the left intercostal rib to left ST25 ● Pattern Includes many patterns of LV/GB channels. In addition, complaints of hepatopancreatic diseases, stress related epigastric px and fullness below the heart are relevant. Used in diseases that are related to the muscles of the body. <p>Treats headaches, diseases of the eyes, endocrine, allergy, heart, stomach, gall bladder, pancreas and liver, prostatitis, prostatic hypertrophy, shoulder/back px, shoulder px, frozen shoulder, skin disease, knee px (when going downstairs), neck px (bending backwards)</p>	<ul style="list-style-type: none"> ● Area for abdominal diagnosis Area drawn from the right intercostal rib, ST19, ST20, SP16 to right ST25 ● Pattern Heart and pericardium patterns. Can also be used for liver and gall bladder disease <p>Treats epigastric px, fullness of the heart, liver and gallbladder disease, px of the shoulders and back, shoulder px, px of the upper/lower arm (inner side)</p>
R L14⊕	R ST43(#2)⊕	L LV3⊕	L HT5⊕
			
L ST43(#2)⊖	R L14⊖	L HT5⊖	L LV3⊖
			
			

PC6→LV3	LV3→PC6	HT5→SP4	From Diagnosis to Treatment
<ul style="list-style-type: none"> Area for abdominal diagnosis Reaction appears in area from xiphoid to left ST25 and on SP15 (both sides)	<ul style="list-style-type: none"> Area for abdominal diagnosis Reaction appears in area from xiphoid, left intercostals to left ST25	<ul style="list-style-type: none"> Area for abdominal diagnosis Hand Shao Yin (HT5-LV3) reaction + pressure px at .5 cun from the umbilicus	<ol style="list-style-type: none"> Decide pattern depending on EV abdominal diagnosis. Then apply pressure to findings to capture the presence/absence of tenderness and the degree of pain. Using the tester, bronze pellet ⊕ and aluminum pellet ⊖, or magnet (however, its advised not to use when pulse is fast), tape the bronze pellet ⊕ (North) to the master point and aluminum pellet ⊖ (South) to the couple point. Check to see if the reaction of the abdomen has disappeared or if the pulse has changed. (If there is no change, readjust the placement, or change the pellets from affected side to the other.
L PC6 ⊕ 	L LV3 ⊕ 	L HT5 ⊕ 	
L LV3 ⊖ 	L PC6 ⊖ 	R or L SP4 ⊖ 	
			

3. Remove the tester and create a mark at the point. Check if there was change by seeing the reaction of the abdomen and pulse quality after giving the master point ⊕ stimulation and the couple point ⊖ stimulation. If there is change, the treatment is finished. (If the tester is placed at the same place again, there should be a sensation of tightness at the reaction location if the treatment was enough.)

4. To elongate effect until the next treatment, teach the patient how to do a home treatment by using gold and silver press balls or stick on moxas to the master and couple points.

Source: "Easy EV Treatment 2nd Edition": Toyo Hari Kansai Medical Association Honorary Director Yuki Miyawaki

Treatment Method

⊕ : Bronze (P needle) | gold press ball | 5 okyu cones (chronic) | 3 okyu cones (acute) | 2 moxa sticker

⊖ : Zinc (M needle) | silver press ball | 3 okyu cones (chronic) | 2 okyu cones (acute) | 1 moxa sticker

Example: If treating Yin Wei Mai, the master point will be TW5, the couple point GB41. By performing ⊕ treatment on TW5, ⊖ treatment on GB41 the treatment is complete. Moxa TW5 with 5 okyu (3 okyu), GB41 with 3 okyu (2 okyu) or place gold press balls on TW5 and silver press balls on GB41.

